

FURNITURE HARDWARE



ABSFasteners.com

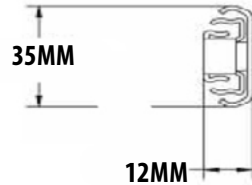


SLIDES

DS35BB - SERIES

35 MM PROFILE, 1 X 1 X
1MM THICK SIZES: 10-28",
PACKED IN PAIRS

ZINC OR BLACK FINISH
LEVER DISCONNECT
STANDARD PULL OUT FORCE
75 LB LOAD CAPACITY
20 PAIRS/BOX

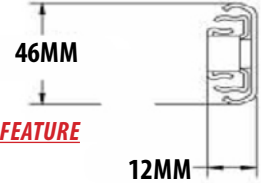


DS4900 - SERIES

46 MM PROFILE, 1.2 X 1.2 X 1.2MM THICK
SIZES: 12-28", PACKED IN PAIRS

ZINC FINISH
LEVER DISCONNECT
SOFT CLOSE FEATURE
100 LB LOAD CAPACITY
10 PAIRS/BOX

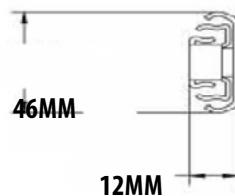
SOFT CLOSE FEATURE



DS3832A - SERIES

46 MM PROFILE, 1 X 1 X 1 MM THICK
SIZES: 10-28", PACKED IN PAIRS

ZINC OR BLACK FINISH
LEVER DISCONNECT
STANDARD PULL OUT FORCE
100 LB LOAD CAPACITY
10 PAIRS/BOX




EPOXY EURO SLIDES

1.2 X 1.2 X 1.2MM THICK, SIZES: 10-28"

AVAILABLE IN BULK OR SET PACK

WHITE, BLACK & BROWN FINISH
SIDE AND BOTTOM
100 LB LOAD CAPACITY
20 SETS PER BOX



BRKT-3500

STEEL REAR BRACKET FOR 35MM
PROFILE BALL BEARING SLIDES

ALSO AVAILABLE IN 190MM LENGTH



BRKT-4600

STEEL REAR BRACKET FOR 46MM
PROFILE BALL BEARING SLIDES

BRKT-ADJ-3500

ADJUSTABLE REAR BRACKET PLASTIC + STEEL
FOR 35MM PROFILE BALL BEARING SLIDES




BRKT-ADJ-4600

ADJUSTABLE REAR BRACKET PLASTIC + STEEL
FOR 46MM PROFILE BALL BEARING SLIDES

ES614 (Left & Right)

PLASTIC FIXED END SOCKET FOR SELF CLOSING EPOXY SLIDES





HINGES

H0019AC

NON MORTISE HINGE
3" X 1-45/64"
ANTIQUE COPPER



H0354AB

NON MORTISE HINGE
ANTIQUE BRASS



H0013

NON MORTISE 3-LEAF HINGE

H0013SN - SATIN NICKEL
H0013ORB - OIL RUBBED BRONZE
H0013BK - MATTE BLACK *
H0013AB - ANTIQUE BRASS
H0013B - POLISHED BRASS



H33527

2-1/2 X 2" LOOSE PIN SQUARED

H33527AW - BRIGHT WHITE
H33527AL - ALMOND *
H33527AB - ANTIQUE BRASS
H33527PB - POLISHED BRASS
H33527BN - BRIGHT NICKEL

ALSO AVAILABLE WITH CENTER SLOTTED HOLE



HWDBK

WOOD DOOR NYLON HINGE
40 MM
BLACK



HGDBK

GLASS DOOR NYLON HINGE
BLACK



H5003

FACE MOUNT SELF-CLOSING HINGE

H5003SN - SATIN NICKEL
H5003ORB - OIL RUBBED BRONZE
H5003BB - BURNISHED BRASS *
H5003BK - MATTE BLACK
H5003B - POLISHED BRASS
H5003PC - POLISHED CHROME



HC5B15N/30B10

COMPACT CONCEALED HINGE
1/2" PARTIAL WRAP STEEL PLATE W/ DOWELS
NICKEL PLATED

ALSO AVAILABLE WITHOUT DOWELS & 3/8" OVERLAY
SOFT CLOSE AVAILABLE



HC707142

1 PIECE CONCEALED FACE FRAME HINGE, 1/2" OVERLAY

NICKEL PLATED
ALSO AVAILABLE WITH DOWELS
SOFT CLOSE AVAILABLE



HC294

1 PIECE, 2-CAM CONCEALED FACE FRAME HINGE, 1/2" OVERLAY

NICKEL PLATED
ALSO AVAILABLE WITH DOWELS
SOFT CLOSE AVAILABLE



HH50-H380

CONCEALED LID HOLDING HINGE
NICKEL PLATED



HC633ACL

110 DEGREE CLIP ON CAM, ADJUSTABLE CONCEALED EUROPEAN HINGE, FULL OVERLAY, OMM CRANK WITHOUT DOWELS

HC633ACL-D W/DOWELS



HC633ACL-SC

110 DEGREE CLIP ON CAM, ADJUSTABLE CONCEALED EUROPEAN HINGE, FULL OVERLAY, OMM CRANK SOFT CLOSE WITHOUT DOWELS

HC633ACL-SC-D W/DOWELS



DECORATIVE HARDWARE

P45625/64/AEBK

SHELL PULL 79.24 OAL 64MM

ANTIQUE ENGLISH BLACK 8-32 TAPPED



P643AE

PULL BAIL W/ DECORATIVE ROSETTE

B643 ANTIQUE SANDY BLACK FINISH 8-32 TAPPED



P613SBK

PULL 96MM CC

SANDY BLACK FINISH 8-32 TAPPED



P0431AEM

PULL BAIL W/ KEEPERS

ANTIQUE ENGLISH MACHINE 8-32 TAPPED



P2709AEBK

PULL KNOCKER

ANTIQUE ENGLISH BLACK HAMMERED 8-32 TAPPED



K1588AEBK

KNOB SQUARE 32MM

ANTIQUE ENGLISH BLACK 8-32 TAPPED



P2710AEBK

PULL KNOCKER

ANTIQUE ENGLISH BLACK HAMMERED 8-32 TAPPED



K2914AEBK

KNOB 31MM DIAMETER

ANTIQUE ENGLISH BLACK 8-32 TAPPED



K4835AEBK

KNOB HOLLOW 32MM DIAMETER

ANTIQUE ENGLISH BLACK FINISH 8-32 TAPPED





CATCHES

C28302AC

HIGH RISE STANDARD
DOUBLE ROLLER CATCH,
7-8 LBS DETENT FORCE



C509

SINGLE MAGNETIC CATCH
9LB 9/16"x 1 7/8x 3/4"

AVAILABLE IN BROWN OR WHITE



C411

DOUBLE ROLLER CATCH
7-8 LBS DETENT FORCE

C411AC - ANTIQUE COPPER *
C411Z - ZINC



C907

SINGLE MAGNETIC TOUCH
LATCH WITH STRIKE

C907BK - BLACK *
C907BR - BROWN
C907W - WHITE



C927

DOUBLE MAGNETIC CATCH
WITH STRIKES

C927BK - BLACK
C927BR - BROWN *
C927W - WHITE



SHELVING

SA18

8" POLY ADJUSTABLE
SHELF STANDARD SPEED STRIP

ALSO AVAILABLE IN 24"

SA18W - WHITE
SA18BR - BROWN
SA18DBR - DARK BROWN



SSL

L-SHAPED SHELF SUPPORT
WITH HOLE & 5MM PIN

SSLN - NICKEL *
SSLB - BRASS
SSLAC - ANTIQUE COPPER
SSLAB - ANTIQUE BRASS
SSLBK - BLACK

ALSO AVAILABLE WITH 1/4" PIN
OR VINYL COATED SLEEVE



SS4825W

12" HEAVY DUTY SHELF SUPPORT
WITHOUT HOOK

WHITE



SS4800W

11" HEAVY DUTY SHELF
SUPPORT WITH HOOK

WHITE



SSSS5MM

SPOON SHAPED SHELF SUPPORT
5MM PIN

SSSS5MMN - NICKEL
SSSS5MMB - BRASS
SSSS5MMAC - ANTIQUE COPPER *
SSSS5MMAB - ANTIQUE BRASS
SSSS5MMBK - BLACK

ALSO AVAILABLE WITH 1/4" PIN



FLUSH PANEL CLIPS

PLASTIC FLUSH MOUNT CLIPS FOR
SECURING GLASS OR DECORATIVE PANELS

#1803 - BLACK, CLEAR, BROWN, WHITE



MIRROR CLIPS

CLEAR PLASTIC

#1861 - 1/8" THICK MIRROR
#1860 - 3/16" THICK MIRROR
#1859 - 1/4" THICK MIRROR



MIRROR CLIPS

CLEAR PLASTIC

#1864 - 1/4" THICK MIRROR
#1865 - 1/8" THICK MIRROR





BRACKETS

L-BRACKET

SQUARE EDGE, ZINC PLATED

ALSO AVAILABLE IN ROUND EDGE

75N75BKTOZ/SE/58W/16GA - 3/4" SQ, 5/8" WIDTH, 16GA
 100N100BKTOZ/SE/58W/16GA - 1" SQ, 5/8" WIDTH, 16GA
 150N150BKTOZ/SE/12W/16GA - 1-1/2" SQ, 1/2" WIDTH, 16GA
 200N200BKTOZ/SE/58W/14GA - 2" SQ, 5/8" WIDTH, 14GA
 250N250BKTOZ/SE/58W/16GA - 2-1/2" SQ, 5/8" WIDTH, 16GA
 300N300BKTOZ/SE/78W/13GA - 3" SQ, 7/8" WIDTH, 13GA
 350N350BKTOZ/SE/7/8W/13GA - 3-1/2" SQ, 7/8" WIDTH, 13GA
 400N400BKTOZ/SE/78W/13GA - 4" SQ, 7/8" WIDTH, 13GA



55Z



SHELF STANDARD 55-SERIES ZINC

AVAILABLE IN OTHER COLORS

TCB137X137

TABLE CORNER BRACE, 1-3/8 X 1-3/8"

TCB137X137 - PLAIN *

TCB137X137N - NICKEL

TCB137X137AC - ANTIQUE COPPER



C889

90 DEGREE CORNER BRACKET

1 X 1 X 2"

ALSO AVAILABLE IN ZINC FINISH



MENDING PLATE

SQUARE EDGE, 5/8" WIDTH, 14GA, ZINC PLATED

ALSO AVAILABLE IN ROUND EDGE

MP200SEZ/58/14GA - 2" LENGTH
 MP300SEZ/58W/14GA - 3" LENGTH
 MP350SEZ/58W/14GA - 3-1/2" LENGTH
 MP400SEZ/58W/14GA - 4" LENGTH



BLH4

BUNK BED LADDER HOOK

1" ID, BLACK VINYL COATED

ALSO AVAILABLE IN /BLH5-3/4" ID



CSBB7H-ZINC

CLAW STYLE BED BRACKET

7-HOLE DESIGN



CSBBA106Z

ANGLED CLAW STYLE BED BRACKET

106MM OVERALL LENGTH, STEEL ZINC

AVAILABLE IN LEFT & RIGHT SIDES



BBSH-TAN

TAN BED BRACKET SUPPORT HARDWARE

LENGTH/HEIGHT - 3.75"

SHORT LEAF - 1.00"

LONG LEAF - 1.25"

2 HOLE DIAMETER - .312

3 HOLE DIAMETER - .250

MATERIAL THICKNESS - .100

ALSO AVAILABLE IN OTHER SIZES



UUC-GD-C

UPHOLSTERY UNIT CONNECTOR GANGING DEVICE

AVAILABLE IN PLASTIC OR ALL METAL DESIGN



UUC-GDC-M

UPHOLSTERY UNIT CONNECTOR GANGING DEVICE

AVAILABLE IN PLASTIC OR ALL METAL DESIGN



BKT3Z

BRACKET SECTIONAL CONNECTOR FOR USE IN SECTIONAL SOFAS

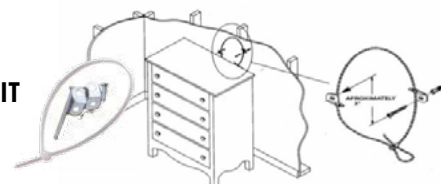
4" X 2-3/8", 15 GAUGE STEEL



KIT/ANTI-TIP-10

ANTI-TIPPING FURNITURE KIT

10" CABLE TIE





CASTERS

FURNITURE CASTERS

TWIN WHEEL

TYPES

SWIVEL
SWIVEL WITH BRAKE

WHEEL DIAMETER

1-1/2"
2"

MOUNTING TYPES

GRIP RING
PLATE
STEM AND SOCKET
THREADED STEM
U-BRACKET

MOUNTING SIZE

1-1/2 X 1-1/2" (PLATE)
2-1/16 X 1-1/4" (PLATE)
5/16-18 X 1" (THREADED STEM)
5/16-18 X 1 1/2" (STEM AND SOCKET)
7/16 X 1-1/2" (GRIP RING)
5/8" (U-BRACKET)

LOAD CAPACITY

70 LBS
85 LBS



PLATE
TWIN WHEEL



PLATE WITH BRACKET
TWIN WHEEL



GRIP RING
TWIN WHEEL



STEM AND SOCKET WITH BRAKE
TWIN WHEEL



THREADED STEM
TWIN WHEEL



U-BRACKET
TWIN WHEEL

CTB1X59SSBR - CASTER BED 1-19/32"
BROWN WHEEL WITH #4 BROWN SOCKET



CBR200BR - BED ROLLER CASTER
2 X 2-1/4" TREAD BROWN



CTB200Z - CASTER TRUNDLE BED
2" BLACK WHEEL STEEL ZINC FRAME





UPHOLSTERY NAILS

DECORATIVE & FUNCTIONAL



3/8" BRONZE
BD11-93



7/16" BRASS
BD12-81



1/2" SHABBY
BD13-85



5/8" CLAYVERDE
BD16-96



3/4" SMOKE
BD18-97



13/16" PEWTER
BD21-95



15/16" POLISH
BD24-99



1-1/4" CAULDRON
BD31-90



13/16" ANTIQUE BRASS
BD50-80



3/4" GLIMMER ROSETTE
BD51-84



13/16" PEWTER
PD52-95



5/8" OLD COPPER
BD56-76



13/16" RUSTED
BD57-85



1" NICKEL



3/4" SANDSTONE
BD58-92



1.125" GRANITE
BD60-82



13/16" CAULDRON
BD65-90



13/16" SUNBURST PYRAMID
BD61-94



9/16" GLAZED PEWTER
BD62-87



3/8" STEEL PYRAMID
BD63-86



7/16" BRONZE
BD64-93



1/2" CRACKLE
BD66-88



1.10" BRONZE SQUARE
BD67-93



3/4" STEEL PYRAMID
BD68-86



3/4" VINTAGE PYRAMID
BD69-80



7/16" SANDSTONE
BD70-92



7/8" MOONBURST
BD71-79



BRONZE RECTANGLE
BD72-93




STEEL OBLONG
BD72-93



5/8" DULL BLACK
BF54



3/8" BLACK PEARL
BP541



1/2" BRONZE HONEYCOMB
BR1527



7/8" BRONZE STAR
BR680



1/2" BRASS STAR
BS614
BD59-99



1.6" STEEL
BD40-86

**A SAMPLING OF OUR
EXTENSIVE OFFERINGS**



UPHOLSTERY NAILS

MANY STYLES, SIZES AND SHAPES TO CHOOSE FROM



7/16" ROYAL CRYSTAL
CN20-04



5/8" PEARL & BRASS
CPZ22



15/32" FRENCH NATURAL
FN568



13/16" GOLD FLECK HONEYCOMB
OG16M



1/2" CRYSTAL & BRASS
CN22-00



7/8" BRASS W/CRYSTAL
CN88-01



.75" ANTIQUE COPPER
EW257G



5/8" INDIAN HEAD PENNY
HDN01



3/4" PEWTER DAISY
PT545



1/2" PINK & NICKEL
CN2308



1/2" CRYSTAL W/SMOKED BASE
CNZ-21



7/8" BUFFALO NICKEL
HDN05



13/16" SPOTTED BRASS
SB78



5/8" BLACK CRYSTAL
CN25-01



7/16" CORAL PEARL
CPN20-61



7/8" SHOTGUN SHELL
HDN12



3/4" OXIDE ROSETTE
X890



5/8" JADE W/FRAME
CN26-06



5/8" EGGSHELL PEARL
CPN25-65



1.92" PEWTER SQUARE
EW219C



7/16" OXFORD FLOWER
0767



13/16" RED WIRE EYE
CBE32-J1



1" CRYSTAL
CN35-00



7/16" COPPER FLOWER
CR707



7/16" OXFORD WEAVE
0851



2-1/4" GOLD CRYSTAL ROSETTE
CB12ST-G



9/16" OLD BRASS DAISY
OB747



3/4" CRYSTAL WHITE
BUTTON EYE - CB30A1-E



2-1/2" BLACK CRYSTAL ROSETTE
CB129T-B



NAIL GLIDES & LEVELERS



NG87RCC
NAIL GLIDE 7/8" RUBBER CUSHION
CHROME BOTTOM

NG112RCC
NAIL GLIDE 1-1/8" RUBBER
CUSHION CHROME BOTTOM

NG34RCC
NAIL GLIDE 3/4" RUBBER CUSHION
CHROME BOTTOM



NG50BR/FB
NAIL GLIDE 1/2" BROWN
FLAT BOTTOM

NG62BR/FB
NAIL GLIDE 5/8" BROWN
FLAT BOTTOM

NG75BR/FB
NAIL GLIDE 3/4" BROWN
FLAT BOTTOM



NG87W/FB
NAIL GLIDE 7/8" WHITE
FLAT BOTTOM

NG75W/FB
NAIL GLIDE 3/4" WHITE
FLAT BOTTOM



NG118W/FB
NAIL GLIDE 1-1/8" BLACK
FLAT BOTTOM

ADJUSTABLE LEG LEVELER

LL25C100/78BASE

1/4-20 X 1" X 1"
BASE WITH SLOT BLACK



*MANY SIZES TO CHOOSE FROM

LL25C100/78BASE

1/4-20 X 7/8"
STEM X 1" BLACK BASE

LL25C100/78BASE/AN

1/4-20 X 1" X 7/8"
BLACK BASE



CUSHIONED LEG LEVELER

LL25C100/NP/106BASE

1/4-20 X 1" X 1-1/16" BASE

*MANY SIZES TO CHOOSE FROM

NON-SWIVEL LEG LEVELER WITH METAL BASE

LL25C100/MB114/NS

1/4-20 X 1-1/4" NICKEL PLATED BASE
5/16-18 & 3/8-16 ALSO AVAILABLE



NON-SWIVEL LEG LEVELER W/NYLON BASE

HEAVY DUTY - LL25C100/NB134/NS

1/4-20 X 1-3/4" NICKEL PLATED BASE
5/16-18 & 3/8-16 ALSO AVAILABLE



*MANY SIZES TO CHOOSE FROM

ADJUSTABLE GLIDE

AG-G3-131B

1/4-20 X 1"
STEM X 7/8" OD





QUICK REFERENCE

A quick, visual reference of common fasteners.

BOLTS



Hex Cap Screw



Hex Tap Bolt



Hex Machine Bolt



Carriage Bolt



Hex Lag Bolt



Flange Bolt



Elevator Bolt



U-Bolt



Hanger Bolt



Eye Bolt



Track Bolt



Joint Connector Bolt

SOCKETS



Socket Head Cap Screw



Flat Head Socket Cap Screw



Button Head Socket Cap Screw



Socket Head Shoulder Screw



Socket Set Screw



Hex Key

NUTS



Finished Hex Nut



Finished Hex Jam Nut



Machine Screw Nut



Square Machine Screw Nut



Coupling Nut



Flange Nut



Acorn Nut



Nylon Insert Lock Nut



Keps Lock Nut



Slotted Nut



Square Nut



Wing Nut



Tee Nut



Propell Nut



Joint Connector Nut



Weld Nut



Cross Dowell Nut



Flat Retainer Nut



Insert Nut

WASHERS

USS Flat Washer



SAE Flat Washer



Fender Washer



Bonded Sealing Washer



Medium Split Flat Washer



Finishing Washers



Internal Tooth Lockwasher



External Tooth Lockwasher



Internal/External Tooth Lockwasher



Torque Washer

PINS



Cotter Pin



Dowel Pin



Roll Pin



Hitch Pin Clip



Clevis Pin



Bed Pin



Bullet Pin



Racking Pin


SCREWS



Machine Screw



Sheet Metal Screw



Self Drilling Screw



Thread Cutting Screw



Wood Screw



Drywall Screw



Thumb Screw



Dowel Screw

RIVETS



Blind Rivets - Aluminum, Steel & Stainless Steel



Large Flange



Semi-Tubular

NAILS



Box Nails



Common Nails



Drive Screw Nails



Roofing Nails



Duplex Nails



Joist Hanger Nails



Masonry Nails



Ring Shank Nails



Drywall Nails

Many plating, coating, and finish options are available on most products. Just let us know your requirements!



HEADS, THREADS, DRIVES

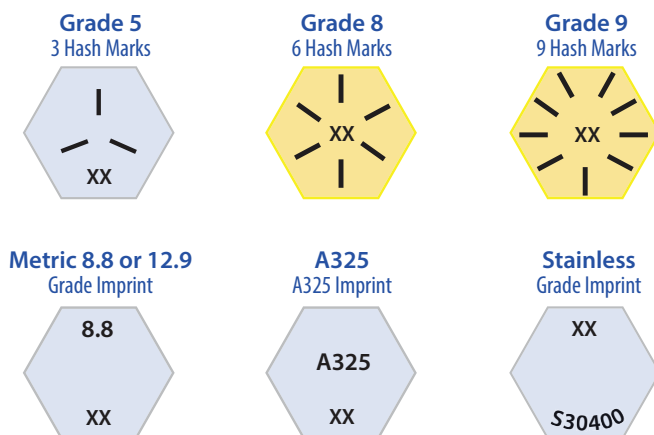

HEAD STYLES



RECESS STYLES



THREAD TYPES



BOLT HEAD IDENTIFICATION

The markings on the head of a bolt can help ID it's grade and manufacturer. The grade is usually represented by hashmarks or a number. Manufacturer ID's are usually initials or a custom logo designated for their use only.



PAINTING SERVICES

FASTENER PAINTING

- Can run many sizes and colors at the same time
- Diameters: #4 thru 3/8
- Lengths: Up to 3"
- Add Neoprene or detachable washers
- Powder Coating
- ISO:9000 Compatible
- Screws, Blind Rivets, Nuts, Washers
- Must be clean - free of oil or wax
- Pantone Colors - Anything under the rainbow
- Any Finish - From high gloss to flat
- Metallic and UV resistant also available
- Polyurethane or Waterborne



BENEFITS OF PAINTING...

- Painting offers a seamless look to your project, helping the fastener blend in to the surrounding surface.
- It also offers corrosion and rust resistance, so your fastener will last longer when exposed to the elements.

TYPES OF FASTENERS

- Screws
- Bolts
- Washers
- Rivets
- Nails

COMMON APPLICATIONS

- Rain Gutters
- Metal Roofing
- Electrical Projects
- Decking
- Carpentry
- Truck & Trailer
- Vinyl Fencing

**ANY COLOR...
ANY FINISH!**

Need a custom color for a job? DONE!





PLATING REFERENCE

NICKEL ELECTROPLATE

- Decorative silver appearance
- Good wear
- Mild corrosion resistance - for indoor use



ZINC ELECTROPLATE

- Bright blue or white appearance
- Moderate corrosion resistance - for suburban use

ZINC MECHANICAL PLATE

- Similar in appearance to electroplate
- Less susceptible to hydrogen embrittlement
- Moderate corrosion resistance - for suburban use



ZINC ELECTROPLATE - YELLOW CHROMATE

- Thicker conversion than clear
- Severe corrosion resistance - for industrial use



ZINC ELECTROPLATE - OLIVE DRAB CHROMATE

- Thicker coating than yellow
- Severe corrosion resistance - for industrial use

ZINC MECHANICAL - BRIGHT CHROMATE

- Thin bright conversion coating
- Can be dyed for paint bonding
- Moderate corrosion resistance - for suburban use

ZINC MECHANICAL - YELLOW CHROMATE

- Thicker conversion than clear
- Increased corrosion resistance - for industrial use

ZINC MECHANICAL - OLIVE DRAB CHROMATE

- Thicker coating than clear
- Increased corrosion resistance - for industrial use

ZINC MECHANICAL - CHROMATE + ORGANIC

- Additional organic (cured) coating
- Increased corrosion resistance - for industrial use

BLACK OXIDE + OIL

- Porous & thin
- Mild corrosion resistance - for indoor use



BRASS PLATE - LACQUERED

- Decorative electroplated finish
- Mild corrosion resistance - for indoor use

CHROMIUM ELECTROPLATE

- Bright lustrous blue / white finish
- Mild corrosion resistance - for indoor use

AL-1000 COATING

- Recommended on parts where stress and corrosion are a problem
- Uniform decorative finish
- No hydrogen embrittlement
- Excellent solvent & corrosion resistance
- Hard, durable coating will take abuse without chipping or scratching Can be applied to Carbon Steel, Alloy Steel, Stainless Steel, Titanium, and Aluminum Alloys.

JS-1000 COATING

- Proven to remain 100% rust free in over 1000 hours of salt spray testing
- High lubricity for reduced tapping torque
- Hexavalent Chromium Free and RoHS compliant
- Completely non-toxic & environmentally friendly
- Can be powder coated for color match which also increases rust resistance



AL-2000 COATING

- No electrochemical or chemical atmosphere corrosion
- Excellent corrosion and solvent resistance
- Uniform decorative finish in black, silver & gold
- Absolutely no hydrogen embrittlement



COPPER ELECTROPLATE - LACQUERED

- Bright decorative finish
- Electrically Conductive
- Mild corrosion resistance - for indoor use

CHROMIUM ELECTROPLATE - COPPER & NICKEL UNDERCOAT

- Surface is hard and abrasive resistant
- Primarily for decorative use
- Mild corrosion resistance - for indoor use

HOT DIP ZINC MECHANICAL GALVANIZED

- Dark grey, very thick coating
- Severe corrosion resistance - for industrial use

WHAT IS...

Conversion Coating

A chemical reaction converts part of the metal surface into the coating.

Hydrogen Embrittlement

The accidental introduction of hydrogen into the metal reduces tensile strength of material which could lead to fractures or cracks in the fastener.

RoHS Compliant

Stands for: Restrictions of Hazardous Substances. It restricts use of 10 hazardous materials found in electrical and electronic products.

DID YOU KNOW? **ABS FASTENERS HAS BAGGING MACHINES ON-SITE**

We have state-of-the-art machines that allow us to handle your bagging needs quickly and efficiently!



BENEFITS OF CUSTOM BAGGING AND PACKAGING

- Reduced Total Purchasing Time
- Reduced Expediting Time
- Stock/Inventory Reduction
- Stock Control Reduction
- Simplified Receipt of Goods
- Reduction in Purchase Order Processing
- Reduction in Tasks Required for Accounts Payable

CONTACT US TODAY TO LEARN MORE!



ABSFASTENERS.COM

CALIFORNIA (HQ)	OREGON	ARIZONA	TEXAS	GEORGIA	INDIANA	MEXICO
800-325-0844	800-392-8752	800-337-9008	800-316-9899	800-819-8944	800-322-4050	664-625-4671